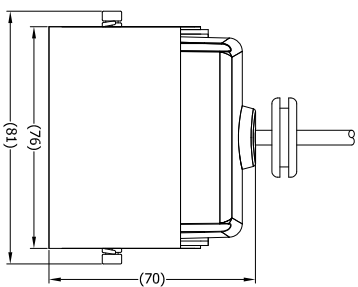
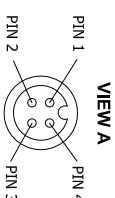
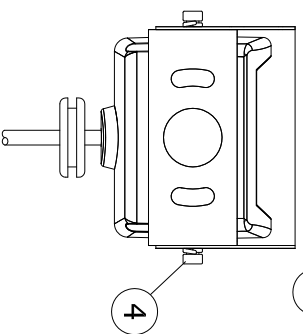
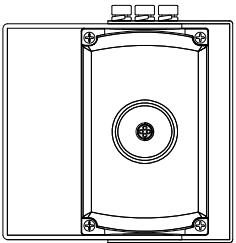
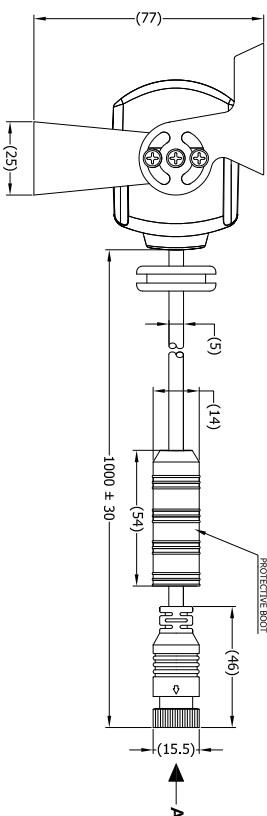
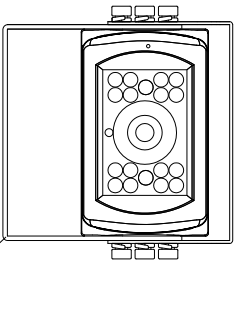

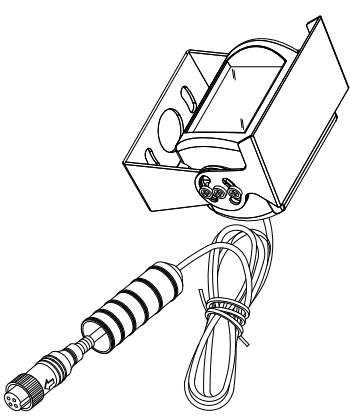


|  |                        |                                |  |
|--|------------------------|--------------------------------|--|
| <b>Revision Notes:</b>   |                        |                                |  |
| 1. DRAWING UPDATED & ASSEMBLY INFORMATION ADDED.                       |                        |                                |  |
| <b>Checked By: BC</b>  | <b>Approved By: DK</b> | <b>Date Released: 16/04/10</b> |  |
| 2. DRAWING REVIEWED AND UPDATED.                                       |                        |                                |  |
| <b>Checked By: MB</b>  | <b>Approved By: SM</b> | <b>Date Released: 31/08/10</b> |  |
| 3. FRAME AND DIMENSIONS UPDATED.                                       |                        |                                |  |
| <b>Checked By: LB</b>  | <b>Approved By: DK</b> | <b>Date Released: 03/05/12</b> |  |
| 4. GIFTBOX AND SERIAL NUMBER LABEL REFERENCE UPDATED, PACKAGING ADDED. |                        |                                |  |
| <b>Checked By: BC</b>  | <b>Approved By: SM</b> | <b>Date Released: 12/11/12</b> |  |



| ITEM | PART NO. | QTY | MODEL DESCRIPTION                           |
|------|----------|-----|---|
| 1    | (3188A)  | 1   | VIS/AUDIO CAMERA ONLY                       |
| 2    | (3188A)  | 1   | VBV-71XXC-BKT CAMERA BRACKET                |
| 3    | (3190A)  | 1   | VBV-71XXC-SS CAMERA SUNSHIELD               |
| 4    | (3191)   | 1   | VBV-71XXC-FIX CAMERA FIXING PACK            |
| 5    | (3347)   | 1   | VBV-71XXC-HG INSTALLATION GUIDE (NOT SHOWN) |



| PIN # | WIRE COLOUR | DESCRIPTION |
|-------|-------------|-------------|
| 1     | RED         | 12 VDC      |
| 2     | BLACK       | GROUND      |
| 3     | WHITE       | AUDIO       |
| 4     | YELLOW      | VIDEO       |

- NOTES:**
- REFER TO PRODUCT SPECIFICATION FOR PRODUCT SPECIFICATIONS.
  - REFER TO COMPONENT DRAWINGS FOR COMPONENT DETAILS
  - FOR GIFTBOX LABEL REFER TO LATEST REVISION OF DRAWING BE-001064-XX-10.
  - FOR GIFTBOX SERIAL NUMBER LABEL REFER TO REVISION OF DRAWING BE-001323-XX-10.
  - PURCHASE ORDER TO DEFINE PACKAGING VARIANT.
  - REFER TO LATEST REVISION OF DRAWING BE-001985-XX-12 FOR PACKAGING DETAIL.

**PROPRIETARY NOTICE**  
 THIS DESIGN AND TECHNICAL INFORMATION APPEARING ON THIS DRAWING IS THE PROPERTY OF BRIGADE ELECTRONICS, AND IS DISCLOSED IN CONFIDENCE. IT IS NOT TO BE COPIED, REPRODUCED, REVISED TO OR EXPROPRIATED BY OTHERS, EITHER IN WHOLE OR IN PART WITHOUT THE EXPRESS WRITTEN CONSENT OF BRIGADE ELECTRONICS.

**BRIGADE**  
 www.brigade-electronics.com

|   |  |                                   |  |                                 |  |                                    |  |
|---|--|-----------------------------------|--|---------------------------------|--|------------------------------------|--|
| <b>Assembly Pl Approval</b><br>XINYU HUANG (12/11/12) |  | <b>Approved by</b><br>S. MATTHEWS |  | <b>Checked by</b><br>D. KERAI   |  | <b>Drawn by</b><br>M.BUTLER        |  |
| <b>Angle of Projection</b><br>                        |  | <b>Units</b><br>mm                |  | <b>Scale</b><br>N/A             |  | <b>Released</b><br>13/02/09        |  |
| <b>Status</b><br>RELEASED                             |  | <b>Released</b><br>12/20/0204,7   |  | <b>Assembly Ref</b><br>VBV-700C |  | <b>Part No.</b><br>BE-000714-04-10 |  |
| <b>Third Angle</b>                                    |  | <b>Released</b><br>13/02/09       |  | <b>Assembly Ref</b><br>VBV-700C |  | <b>Part No.</b><br>BE-000714-04-10 |  |